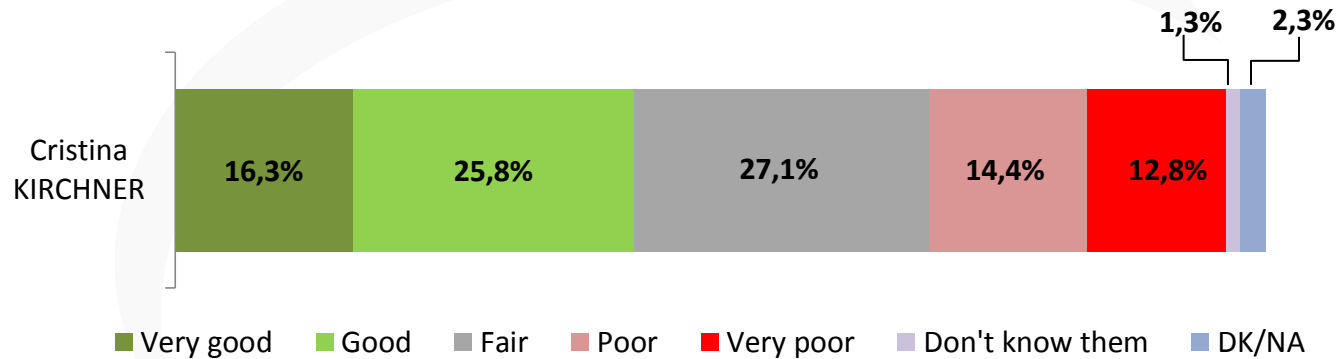
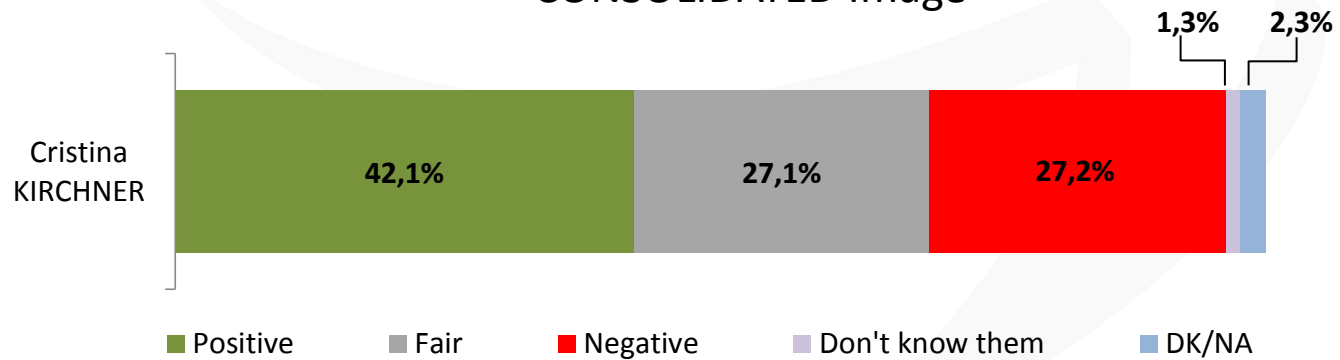


Public Opinion Poll in the Province of Buenos Aires

CRISTINA KIRCHNER'S IMAGE



CONSOLIDATED Image



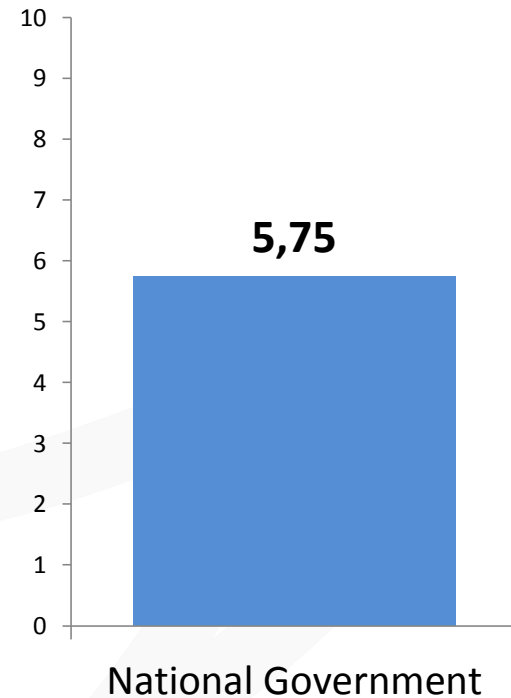
1000 CASES | SEPTIEMBRE 2015 | DOMICILIARY

Public Opinion Poll in the Province of Buenos Aires

NATIONAL GOVERNMENT RATING

Score	%
1	10,3%
2	2,8%
3	6,7%
4	8,1%
5	13,7%
6	11,9%
7	15,3%
8	13,2%
9	5,5%
10	7,6%
Ns/Nc	5,0%
Total	100%
AVERAGE	5,75

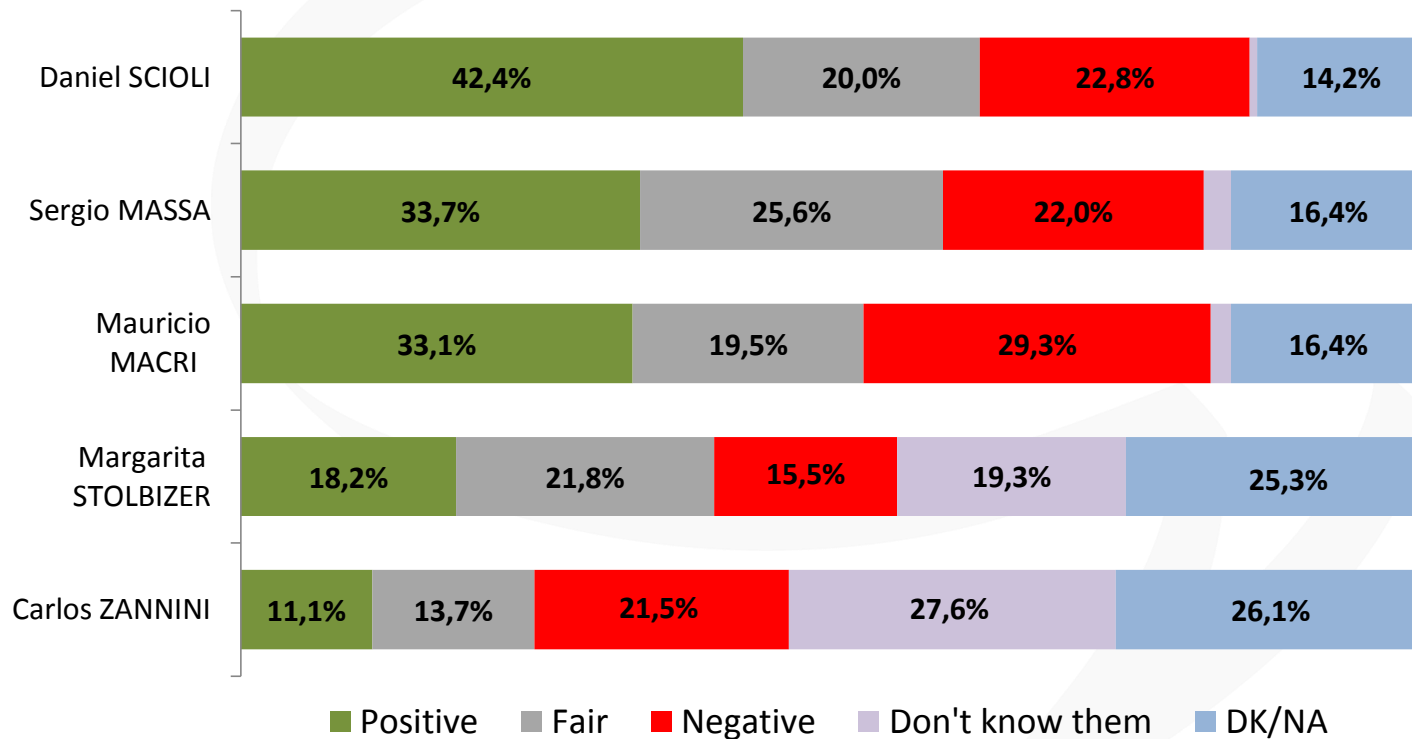
→ **FAIL**



1000 CASES | SEPTIEMBER 2015 | DOMICILIARY

Public Opinion Poll in the Province of Buenos Aires

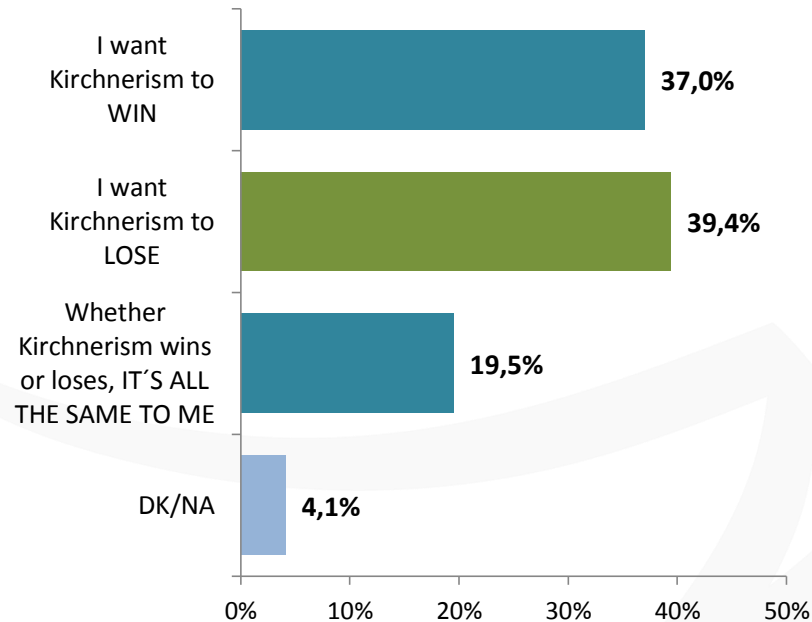
What kind of personal image do you have of the following political figures?



1000 CASES | SEPTIEMBRE 2015 | DOMICILIARY

Public Opinion Poll in the Province of Buenos Aires

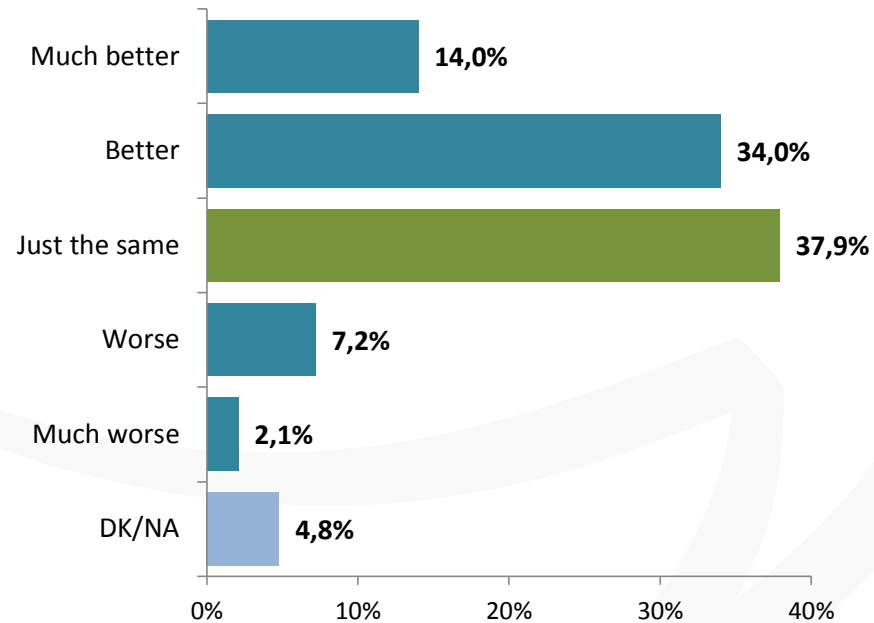
What is your position on the upcoming presidential elections 2015?



1000 CASES | SEPTIEMBRE 2015 | DOMICILIARY

Public Opinion Poll in the Province of Buenos Aires

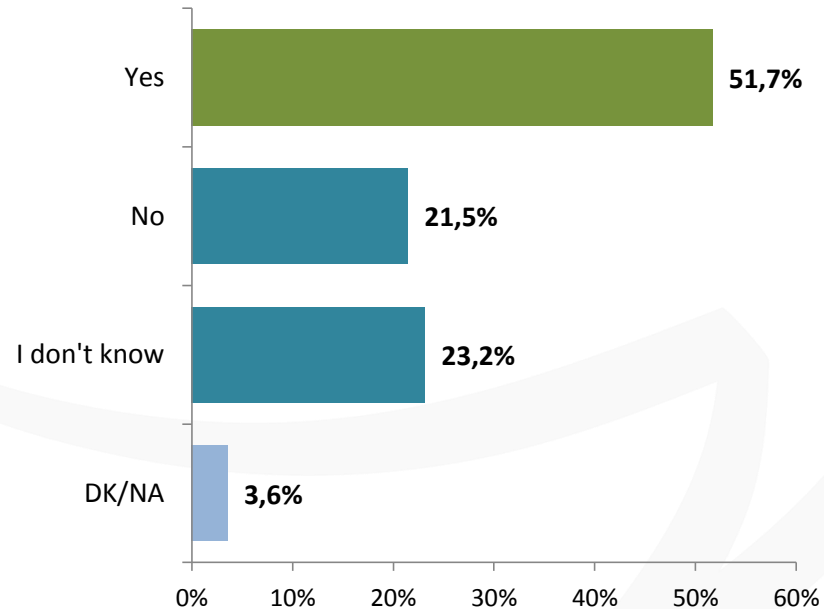
What do you think the country's situation will be after the 2015 elections?



1000 CASES | SEPTIEMBRE 2015 | DOMICILIARY

Public Opinion Poll in the Province of Buenos Aires

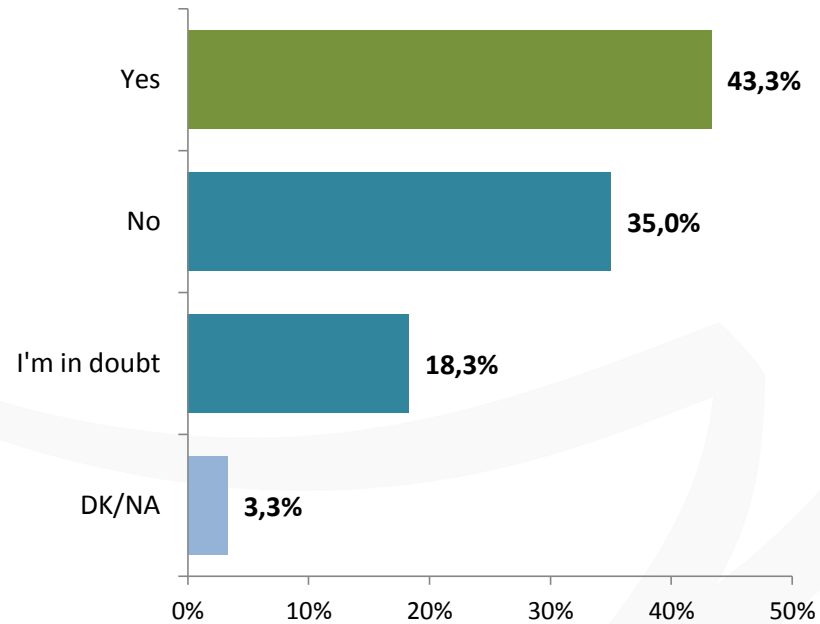
Do you think that Kirchnerism is able to win the 2015 presidential elections?



1000 CASES | SEPTIEMBRE 2015 | DOMICILIARY

Public Opinion Poll in the Province of Buenos Aires

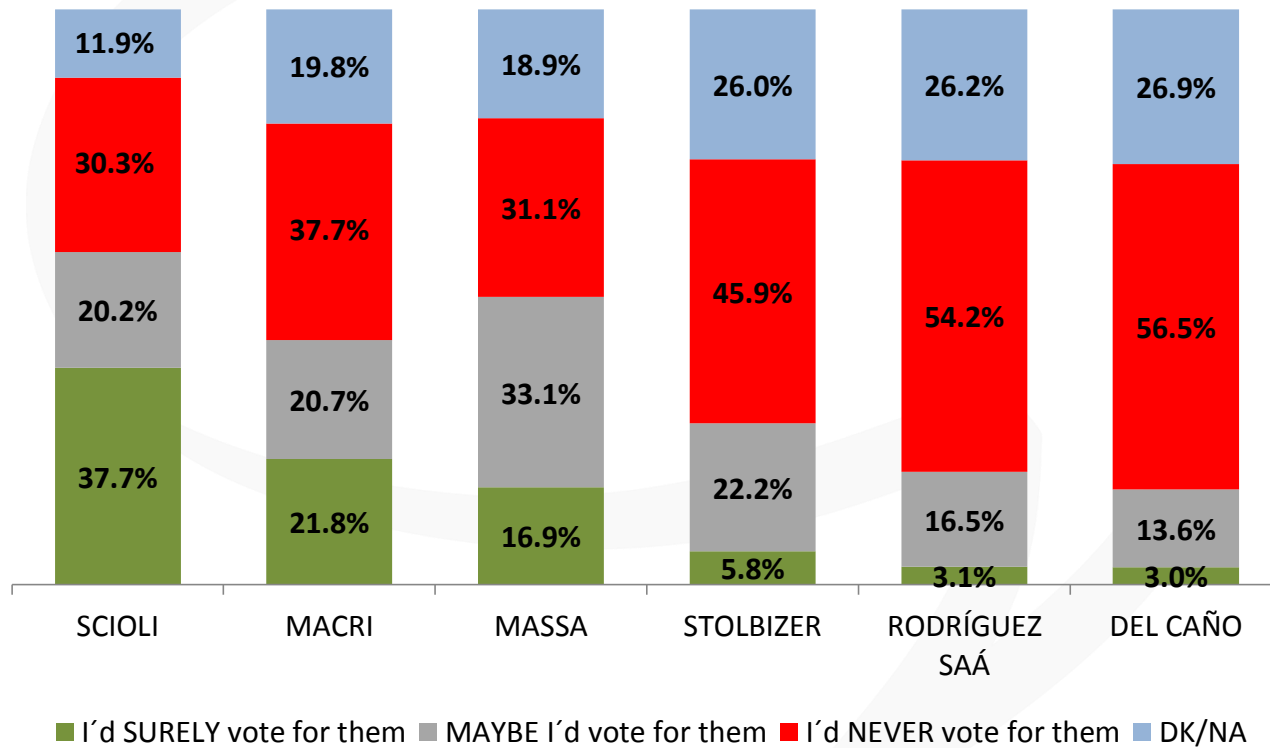
Do you think the political cycle of Kirchnerism is exhausted?



1000 CASES | SEPTIEMBRE 2015 | DOMICILIARY

Public Opinion Poll in the Province of Buenos Aires

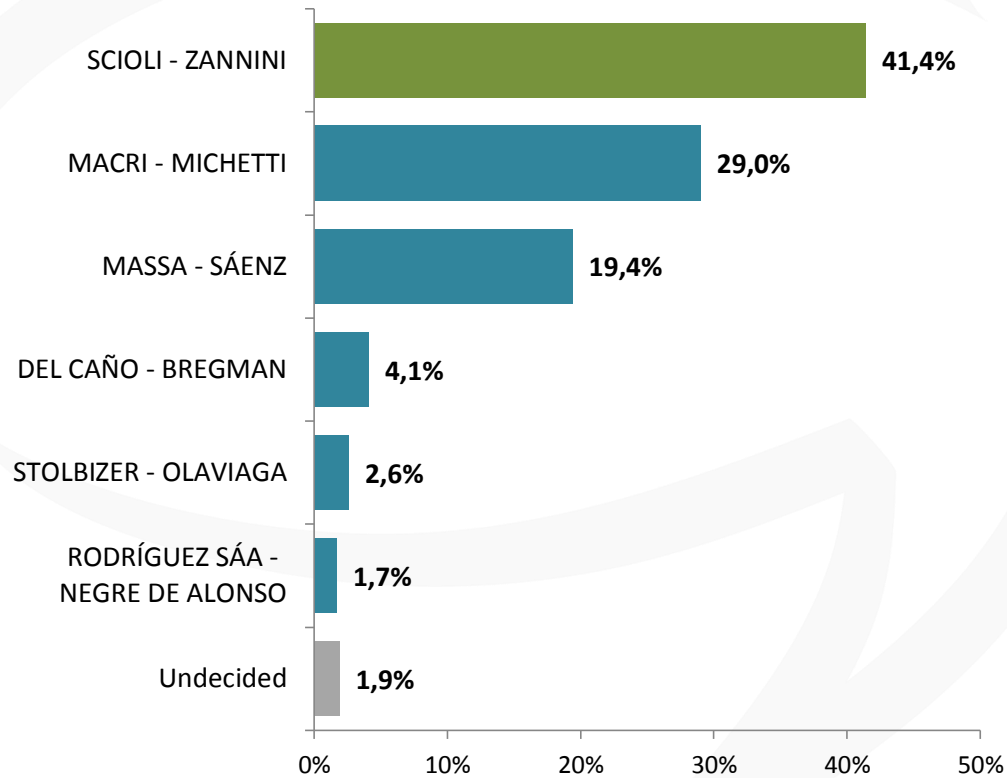
What is your opinion regarding each one of the presidential candidates?



1000 CASES | SEPTIEMBER 2015 | DOMICILIARY

Public Opinion Poll in the Province of Buenos Aires

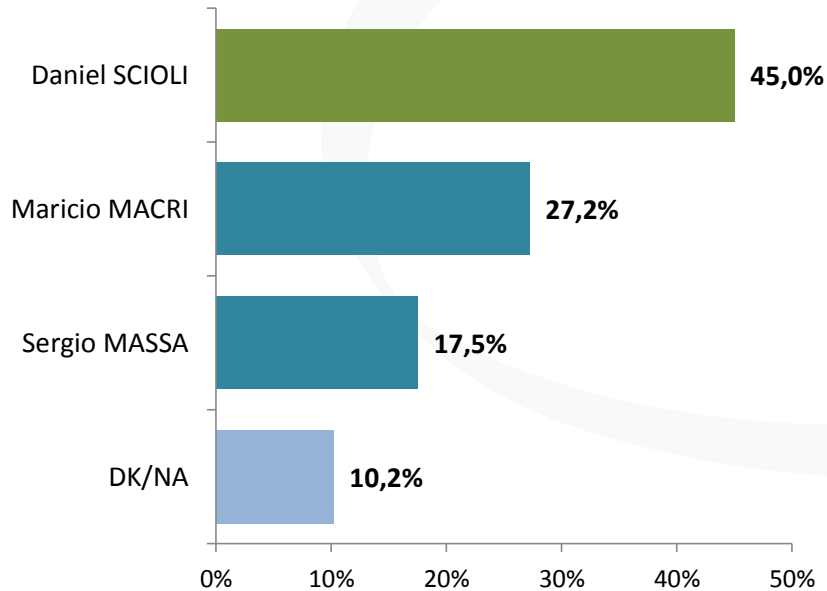
VOTING INTENTION FOR PRESIDENT 2015



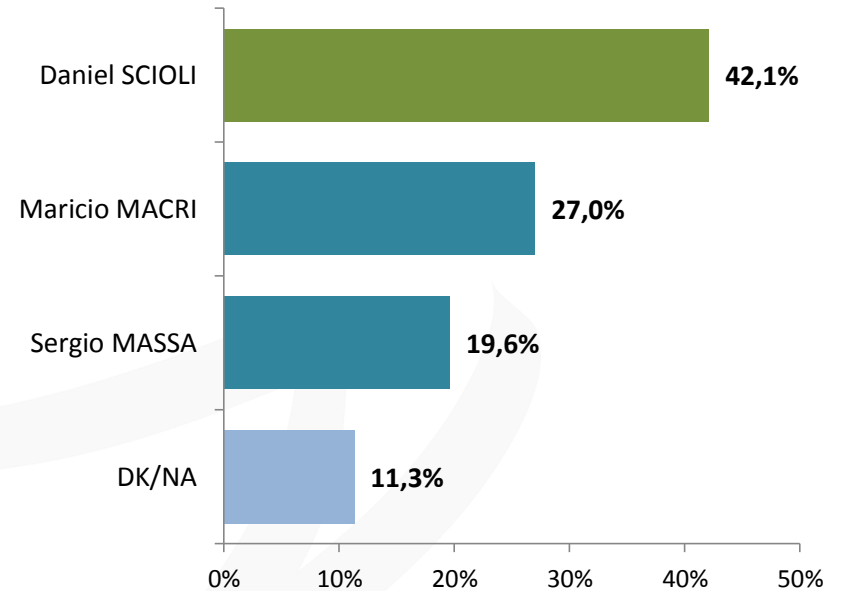
1000 CASES | SEPTIEMBER 2015 | DOMICILIARY

Public Opinion Poll in the Province of Buenos Aires

Which one of these candidates is better prepared to be President?



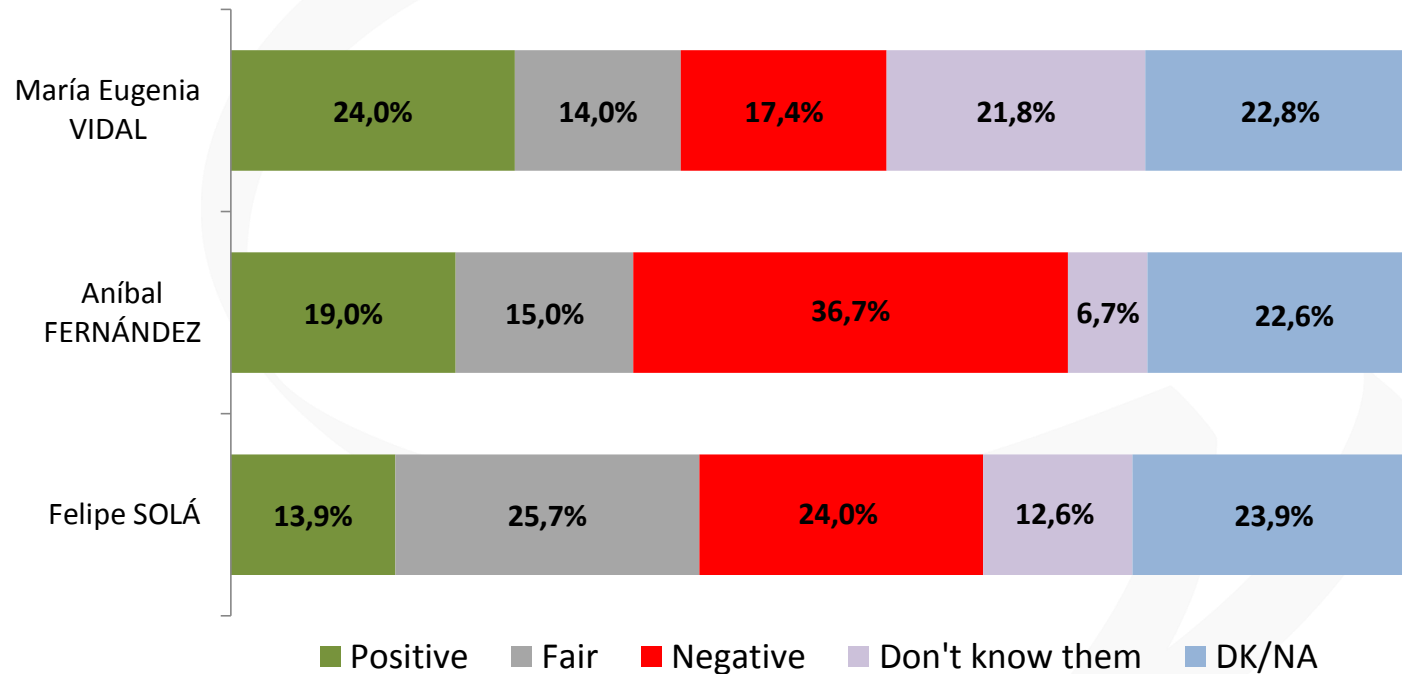
Which one of these candidates deserves greater trust?



1000 CASES | SEPTIEMBER 2015 | DOMICILIARY

Public Opinion Poll in the Province of Buenos Aires

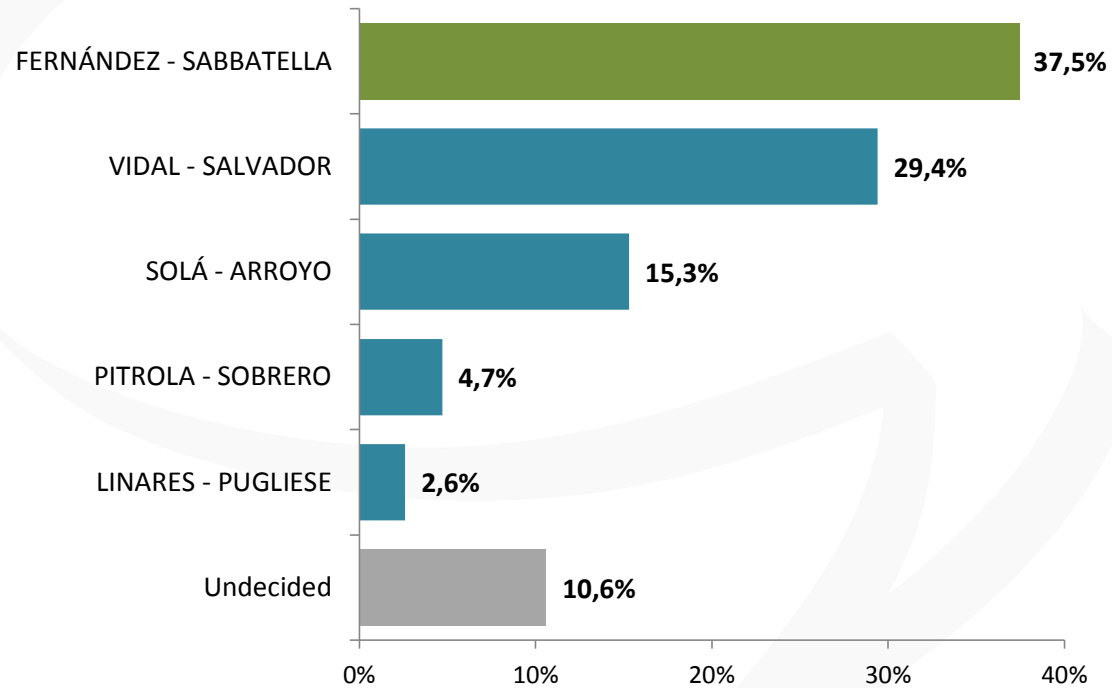
What kind of personal image do you have of the following political figures?



1000 CASES | SEPTIEMBRE 2015 | DOMICILIARY

Public Opinion Poll in the Province of Buenos Aires

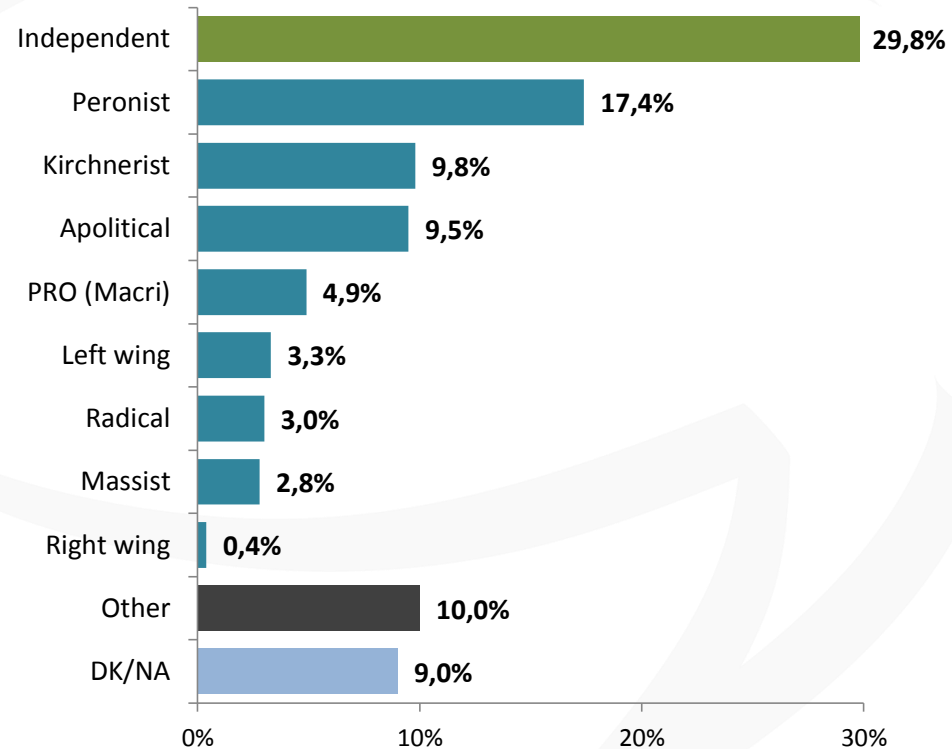
VOTING INTENTION FOR BUENOS AIRES GOVERNOR 2015



1000 CASES | SEPTIEMBER 2015 | DOMICILIARY

Public Opinion Poll in the Province of Buenos Aires

How would you define yourself ideologically?



1000 CASES | SEPTIEMBER 2015 | DOMICILIARY

Public Opinion Poll in the Province of Buenos Aires

SALIENT DETAILS

- The National Government displays an average rating of 5.75 points (in a scale from 1 to 10). Six is considered a passing rating.
- Daniel Scioli displays a greater positive image than Cristina Kirchner (42.4% to 42.1%). And also a lower negative image (22.8% to 27.2%).
- Citizens who want Kirchnerism to LOSE October's elections remain a higher percentage than the ones who want them to WIN (39.4% TO 37%). 23.6% of the ones polled do not take a radical stand when asked this question (it's all the same to them or DK/NA)
- Noticeable optimism among the electors. 48% believe that, after the 2015 elections, Argentina will do better or much better. The pessimistics, those who believe that it will do worse or much worse, are a scarce 9,3%.
- More than half of the electors from the Province of Buenos Aires believe that the Kirchnerism IS ABLE TO WIN THE 2015 ELECTIONS. Only 21.5% believes it is not able to do so.
- A very significant piece of information regarding the previous questions on the Kirchnerism's ability to win or on the optimism placed on Argentine of the near future is that 43.3% of the ones polled believe THE CYCLE OF KIRCHNERISM IS EXHAUSTED, whereas a 53% believe that it is not.
- 37.7% says they will SURELY vote for Scioli. 21.8% for Macri. And 16.9% for Massa.

1000 CASES | SEPTIEMBRE 2015 | DOMICILIARY

Public Opinion Poll in the Province of Buenos Aires

SALIENT DETAILS

- The upper-hand displayed by the SCIOLI-ZANNINI ticket compared to the MACRI-MICHETTI ticket is currently of 12.4% points (41.4% to 29%). It was of 10.5 points in the Primary Elections.
- 45% of the inhabitants of the Province of Buenos Aires believe Scioli is better prepared than Macri (27.2%) to be president.
- 42.1% of the inhabitants of the Province of Buenos Aires places GREATER TRUST on Daniel Scioli as president than in Mauricio Macri (27%)

GOVERNOR'S ELECTION

- María Eugenia Vidal, gubernatorial candidate for *Cambiamos*, currently displays a positive image of 24% and 44.6% of unfamiliarity. Anibal Fernández displays a positive image of 19%, a negative image of 36.7% and 29.3% unfamiliarity. Felipe Solá displays a positive image of 13.9% and 36.5% of unfamiliarity.
- In this context, the ticket FERNÁNDEZ- SABBATELLA has a 37.5% support, whereas the VIDAL-SALVADOR ticket displays 29.4% and the SOLÁ-ARROYO ticket 15.3%.

HOW DO VOTERS DEFINE THEMSELVES

- Only 17.4% of the inhabitants of the Province of Buenos Aires who were polled claim to BE PERONISTS. 9.8% claims to be KIRCHERISTS. 4.9% claim to support the PRO. 3% claim to be RADICAL . And 2.8% MASSIST.
- 48,3 % of the ones polled defined themselves as APOLITICAL, INDEPENDENT or DK/NA.

1000 CASES | SEPTIEMBER 2015 | DOMICILIARY

Public Opinion Poll in the Province of Buenos Aires

SALIENT DETAILS

COMPARISON

▪ Without any deterministic intention, but taking the following table as a fact, it can be noted that the result of the Primary Election in the Province of Buenos Aires is ALMOST A COPY of the result of the National Primary Elections. Based on this, we should be on the lookout for the evolution of the electoral situation in the Province of Buenos Aires, which is moving very slowly as if it was an unsurprising scenario. It can be seen that the changes regarding the Primary Election carried out 40 days ago are almost insignificant.

COMPARISON OF RESULTS

	PRIMARY ELECTIONS AUGUST 2015		Prov of BA SEPTEMBER
	NATIONAL	Prov of BA	
FRENTE PARA LA VICTORIA ALLIANCE	38,41%	39,49%	41,4%
CAMBIEMOS ALLIANCE	30,07%	28,99%	29,0%
UNIDOS POR UNA NUEVA ALTERNATIVA (UNA) ALLIANCE	20,63%	20,69%	19,4%
PROGRESISTAS ALLIANCE	3,51%	4,36%	2,6%
FRENTE DE IZQUIERDA Y DE LOS TRABAJADORES ALLIANCE	3,31%	3,52%	4,1%
COMPROMISO FEDERAL ALLIANCE	2,11%	1,14%	1,7%

Jorge Giacobbe | President of Giacobbe & Asociados Opinión Pública

1000 CASES | SEPTIEMBER 2015 | DOMICILIARY

Public Opinion Poll in the Province of Buenos Aires

FACT SHEET

Execution Date

SEPTEMBER 2015

Type of Sampling

Adjusted by segments of gender, age, and electoral section.

Sampling Size

1000 CASES.

Method

Structured questionnaire with open-ended and closed-ended questions.

Enquiry System

Home interviews with closed envelope.

Sampling Error

+/- 3%